



---

# TOWING MIRRORS W/ LED TURN SIGNALS

(2015-2020 F-150)

---

## INSTALLATION INSTRUCTIONS

### CONTENTS

---

(1) Driver's Side Towing Mirror  
(1) Pass. Side Towing Mirror

### TOOLS REQUIRED

---

8mm Socket  
10mm Socket  
Panel Removal Tool  
Socket Wrench


SKU # T547209

**STEP 1**




Remove the top section of the door panel using a Panel Removal Tool. Pry around the edge to release the clips.

**STEP 2**




Unplug the wiring harness from the mirror.

**STEP 3**



Remove the (4) 10mm bolts to release the mirror from the door.

**STEP 4**




Pull mirror away from vehicle. Install the new towing mirror in place of original using (2) M8 lock nuts, and (2) flat washers. Reuse (2) 10mm bolts along the back of the door.

**STEP 5**



Plug the provided harness into the mirror assembly, then into the vehicle's wiring harness.

**STEP 6**



Reinstall the top section of the door panel. Installation is now complete.

Note: To install puddle lamps and spot lights, additional wiring is required.