





MOUNTAIN OFF ROAD ENTERPRISES, LLC.
P.O. BOX 690 DELTA COLORADO 81416
(877)JEEP-A2Z or (877)533-7229
1(888)698-5337 FAX
E-mail: info@mountainoffroad.com
www.mountainoffroad.com

INSTALLATION INSTRUCTIONS for ARB97 DUAL COMPRESSOR MOUNT



HARDWARE KIT:

- 1- MOUNTING BRACKET
- 1- BENT TAB
- 4- RUBBER GROMMETS
- 4- 6MM x 25MM BOLTS
- 1- 6MM x 16MM BOLT
- 5- 6MM FLAT WASHERS
- 1- 6MM LOCK WASHER
- 2- 7/16 TOP LOCK NUTS
- 2- 7/16 FLAT WASHERS
- 1- WIRE LOOM
- 1- 1/4" x 3/4" BOLT
- 2- 1/4" FLAT WASHERS
- 1- 1/4" NUT



Please read and understand all instructions before beginning the installation of the compressor mount. Please read the terms and policies on the back of these instructions.

The ARB97 Dual compressor mount is designed to fit the following Jeep® vehicles: 1997 to 2006 TJ Wranglers equipped with 6-cylinder engines. **This mount was not designed to work with any other engines.**

- STEP 1:** Remove the air intake crossover tube, the valve cover breather tube, and pop the throttle cable loose from its brackets. (see figure 1)
- STEP 2:** Install rubber grommets into the outside 4 holes on the compressor mount.
- STEP 3:** Mount compressor to bracket using the 4- 6mm x 25 bolts with flat washers through the rubber grommets **Use a drop of thread locker on each bolt.**
- STEP 4:** On 97-99 engines, install small bent tab onto fuel rail bolts. (see figure 2)
- STEP 5:** Locate the 2-7/16" studs on the engine block and the one 6mm hole on the intake manifold (see figure 3).
- STEP 6:** Install the compressor and mount on the two studs and one small hole using supplied hardware. Be careful not to pinch any wires or hoses. (see figure 4). On 97-99 models, mount bracket to bent tab using 1/4" bolt, washers, and nut. (see figure 5)
- STEP 7:** Install wire loom on breather tube and slip breather tube through the hole in the mounting bracket. Make sure wire loom is positioned to protect breather tub from chafing. (see figure 6) **Compressor removed from mount for illustration purposes.**
- STEP 8:** Route throttle cable around breather tube, snap the throttle cable back in it's holder, and verify smooth operation. (see figure 7) Wire your compressor and install fittings. **GO JEEPIN!**

FIGURE 1




FIGURE 2




FIGURE 3




FIGURE 4




FIGURE 5




FIGURE 6




FIGURE 7





FIGURE 8



TERMS-POLICIES:

FIT and TOLERANCES: This compressor mount is the result of countless hours of research, testing, fitting and refining. Jeep® frames have a wide tolerance on bolt hole centers from frame to frame. This is why M.O.R.E.™ has installed "slots" in which to mount them. In addition to the factory tolerances, most people install other than factory equipment such as suspension lift kits, bumpers, etc. M.O.R.E.™ has done the best job we can to insure that our parts fit with all of the possibilities. However, you may find it necessary to grind, elongate, bend, or force these parts to fit on your rig. Please use common sense when installing these parts and let us know how we can improve them.

DAMAGE CLAIMS: All orders are carefully packed, however, mishandling by the carrier can result in damage. The carrier has the responsibility for the shipment from the time it leaves our warehouse until it is delivered to you. All claims for lost or damaged goods should be reported to the carrier, not to **M.O.R.E.™ LLC.**

RETURNS: No returns will be accepted without prior permission from **M.O.R.E.™ LLC.** After you receive a Return Goods Authorization (RGA) number, merchandise must be returned prepaid and insured. A claim must be made within 30 days from receipt of merchandise. The original invoice or a copy with the RGA number written on must accompany all returns. A 20% restocking fee will be charged on all parts returned for credit or refund unless merchandise is proven to be defective or was shipped wrong by **M.O.R.E.™ LLC.** *No merchandise will be issued credit or refund if it has been installed, modified, used in any way or is in unsalable condition.*

WARRANTY: All merchandise is warranted to be free from defects in materials and workmanship prior to installation. Any alteration or improper use will void this warranty. Because all parts we sell are intended for use in heavy-duty applications it is not possible to warrantee or guarantee the performance of any items. **M.O.R.E.™ LLC.** products and the products manufactured by others, which we sell may be subject to an infinite variety of conditions due to the manner in which they are used, serviced and/or installed. Purchasers and users of such products rely upon their own judgment as to the suitable use selection, service and installation of such products.

PRODUCT DISCLAIMER: Modification of your vehicle to enhance performance with parts sold by **M.O.R.E.™ LLC.** may create a dangerous condition which could cause serious bodily injury, and the buyer hereby expressly assumes all risks associated with any such modifications. All parts sold by **M.O.R.E.™ LLC.** are for racing or off road use only. Mountain Off Road Enterprises LLC. will not accept responsibility for personal injury or property damage arising from the failure of any parts manufactured or sold by **M.O.R.E.™ LLC.**

Specifications are subject to change without notice.

Jeep®, AMC®, CJ®, YJ®, TJ®, LJ®, JK®, Wrangler®, are registered trademarks of DaimlerChrysler. **M.O.R.E.™** is not affiliated with DaimlerChrysler.

M.O.R.E.™, BombProof™, S.R.S.™, SlipLoc™, DoubleJointed™, RockProof™, are trademarks used by **Mountain Off Road Enterprises, LLC.** These instructions and the M.O.R.E.™ logo are copyright©, 1999-2015.